



Materials Recovery  
WLSSD's Reuse Center

TIM LUNDELL  
WESTERN LAKE SUPERIOR SANITARY DISTRICT

SWAA VIRTUAL WINTER TRAINING 3/4/21



4587 Ridgeview Rd.



Western Lake Superior  
Sanitary District

# Materials Recovery Center

MPCA Permit #SW-591

## **WINTER HOURS:**

**OPEN** - Fri., Sat., Mon., Tues. 9:00am-3:00pm  
Sunday Noon-3:00pm

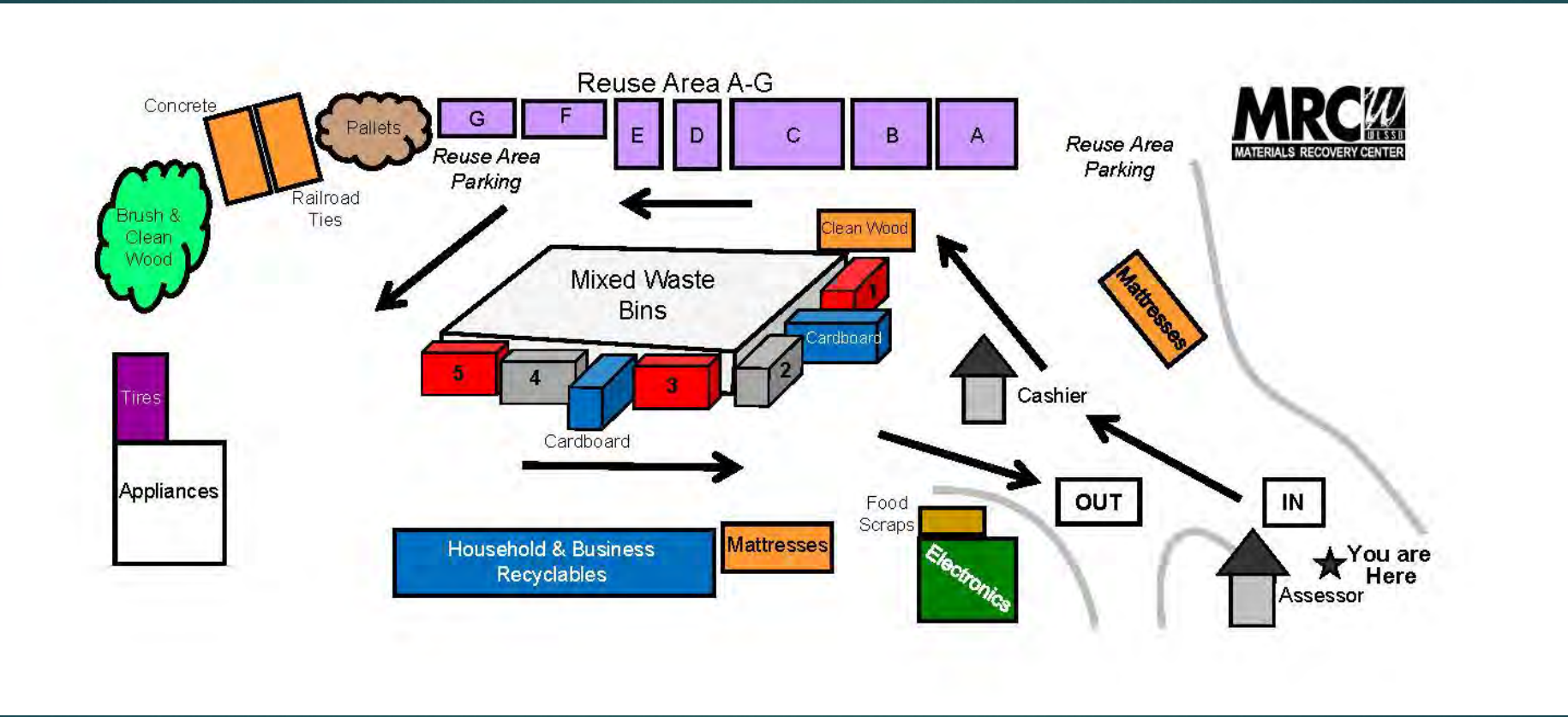
**CLOSED** - Wednesday & Thursday



**No Smoking  
on Premises**



The MRC is a clean and convenient facility that requires customers to analyze their waste with the purpose of sorting out a wide variety of materials for recycling and repurposing.





# Mixed Waste, Scrap Metal, Cardboard bins





# Designated Reuse Storage





# Who Can Use the Program?

Anyone utilizing the facility for disposal, or recycling purposes.

\*\* This criteria is officially NEW in 2021 \*\*

- Previously available to anyone who wanted to drive in with the sole purpose of shopping
- Free access to the program created a lot of additional vehicle traffic
- Long lines delayed disposal customers
- More people on site to monitor etc.



# CUSTOMER EXPECTATIONS:

- Customers may visit the Reuse Area once per day
- Customers limited to (2) items per person / per visit: Difficult to enforce, but a general guideline to fall back on when addressing issues of program abuse.
- 15 Minute Shopping Visit
- Do Not Approach other customer vehicles dropping off items in the Reuse Area
- Items in the Reuse Area are not to be dismantled
- All customers removing items from the Reuse Area must fill out a waiver form prior to leaving the site.

*Enforcing these rules can be challenging. There is plenty of room for flexibility, but these guidelines give our staff written rules to support themselves when redirecting customers abusing their privileges.*

# Acceptable Items Include

- ▶ Furniture
- ▶ Household goods
- ▶ Construction materials
- ▶ Sporting goods
- ▶ Tools
- ▶ Yard tools (mowers etc.)
- ▶ Pavers

# Non-Reuse Items

- ▶ Appliances
- ▶ Electronics
- ▶ Tires
- ▶ Hazardous waste (paints etc.)



# Our first reuse center!





# Our second reuse center!





Organizing a wide variety of materials can be very challenging.





We tried creating small courtyards between shipping containers.





Construction of our first permanent structures began in 2014.





# Third phase of our evolution.





# Bulky Materials Management

- ▶ Furniture requires a lot of space
- ▶ Access to shop and remove items can be difficult to maintain
- ▶ Staging of materials can be very helpful





We utilize space outdoors for certain items that are more weather tolerant.





# Displaying Materials



- ▶ Shelving – Use whenever possible
  - ▶ Large, light weight items high, visible yet out of the way (light chairs, cushions, etc.)
  - ▶ Eye level for smaller items needing visibility, or are fragile
  - ▶ Store useful, durable items in boxes / bins under shelves

e.g.: Toys, hangers, shoes, etc.





## Clean Lumber: **Available for Reuse**

- No treated lumber
- No painted, or stained lumber
- No plywood
- No particle board
- Nails and screws OK



4/17/2018



# Concrete Recycling:

Customers are allowed to pick out bricks and cement block






In 2015, a state grant helped WLSSD fund the development of a reuse program guidebook titled....


“Starting a Reuse Program”, that is available to the public on WLSSD’s website.

REUSE. REPAIR. REPURPOSE. REIMAGINE.

# STARTING A REUSE PROGRAM



Clear Answers for Clean Water





Tim Lundell  
O&M Supervisor – Solid Waste  
Western Lake Superior Sanitary District  
Office: 218-740-4822  
tim.lundell@wlssd.com

